

FX Panel Manual

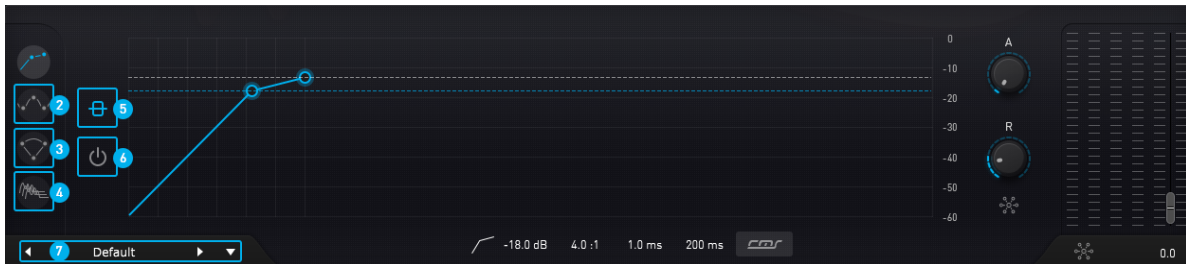


Contents

1	FX PANEL.....	3
1.1	OVERVIEW OF FX.....	3
1.2	COMPRESSOR.....	4
1.3	EQ.....	5
1.3.1	<i>Control Tips</i>	5
1.3.2	<i>Filter Type</i>	5
1.4	ECHO.....	6
1.5	IR REVERB.....	7

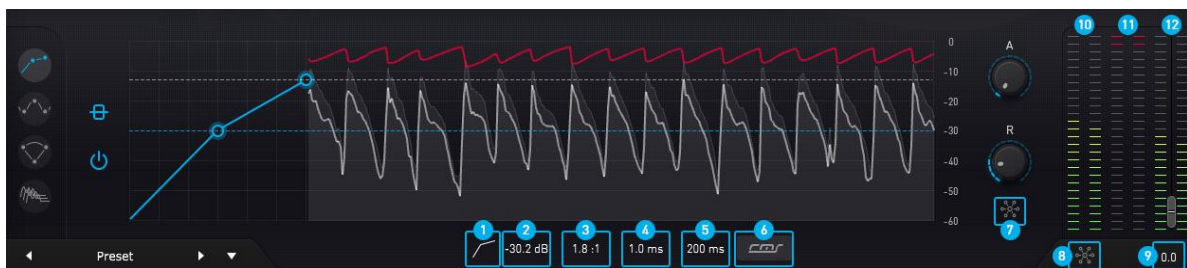
1 FX Panel

1.1 Overview of FX



1. Compressor
2. 8-Band-EQ
3. Echo
4. IR Reverb
5. Bypass All FXs
6. On/Off
7. Save/Load Preset

1.2 Compressor



1. Soft/Hard Knee
2. Threshold
3. Ratio
4. Attac)
5. Release
6. Detect Mode
7. Auto Release
8. Auto Gain
9. Makeup
10. Input Level
11. GR Level
12. Output Level
13. Red Wave - GR
14. Light Grey Wave - Output
15. Dark Grey - Input

1.3 EQ



1. Enable/Disable
2. Solo
3. Filter Type
4. Filter Frequency
5. Filter Gain
6. Filter Q Value
7. Remove
8. Gain

1.3.1 Control Tips

- * Double Click to insert a filter.
- * Hold Ctrl and drag to change Q only.
- * Hold Shift and drag to change Gain only.

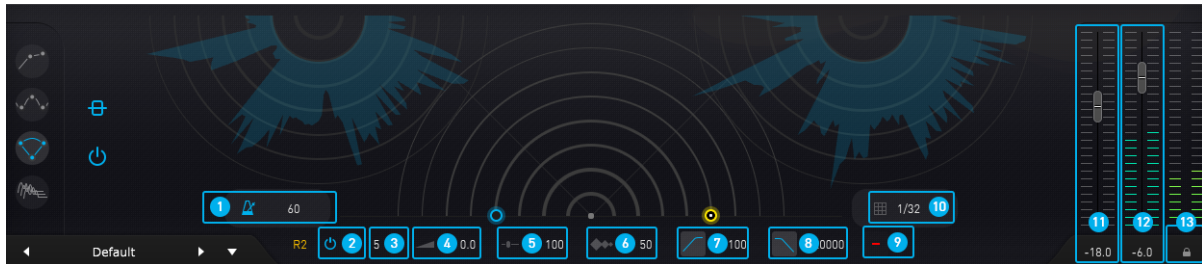
1.3.2 Filter Type



1. Low Cut Filter
2. Low Shelf Filter
3. Band\Peak

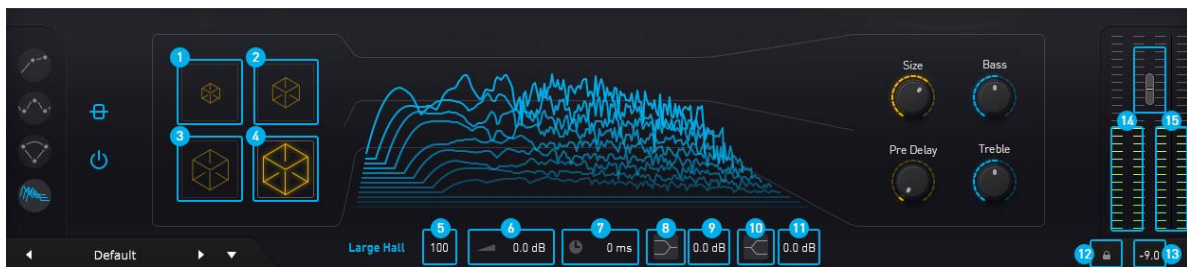
4. High Shelf
5. High Cut

1.4 Echo



1. BPM Sync
2. Echo Enable/Disable
3. Echo Time
4. Gain
5. Pan
6. Feedback
7. Low Cut & Freq
8. High Cut & Freq
9. Remove this point
10. Grid
11. Send Level
12. Reverb Send Level
13. Send Lock

1.5 IR Reverb



1. Room
2. Small Hall
3. Hall
4. Large Hall
5. Send Lock
6. Volume Gain
7. Predelay Time
8. Bass Gain Switch
9. Bass Gain
10. Treble Gain Switch
11. Treble Gain
12. Send Lock
13. Send Level
14. Input Meter
15. Output Meter

Website: <http://www.amplesound.net>

Free Version Download: <http://www.amplesound.net/en/download.asp>

Online Service: <http://www.facebook.com/AmpleSoundTech>



Tech-Born Music

Produced and Copyright provided by Beijing Ample Sound Technology Co. Ltd